

Thank you for joining us at Docquity!



You're only a few steps away from joining one of the most expansive professional networks exclusively for doctors in the country.

To complete the registration process, you will need your mobile phone number, email address, and PRC card, as well as access to the Google Play Store (for Android users) or App Store (for iOS users).

I Download the Docquity app

Android users

- Open the **Play Store** app on your phone
- Tap the **search bar** and search for "Docquity"
- Tap on the Docquity icon
- Click **Install** and wait for the app to download
- Open the app



iOS users

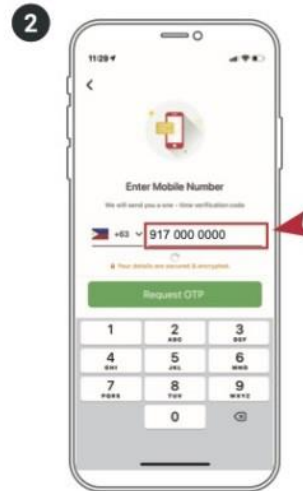
- Open the **App Store** app on your phone
- Tap **Search** and search for "Docquity"
- Tap **GET**
- Open the app



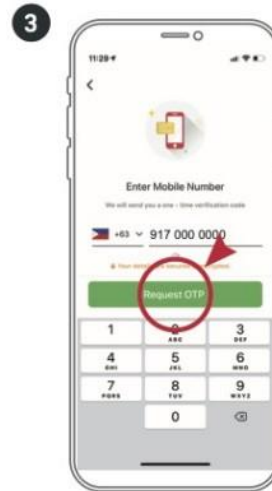
II Register for Docquity



Select your language, then **Tap Continue**.



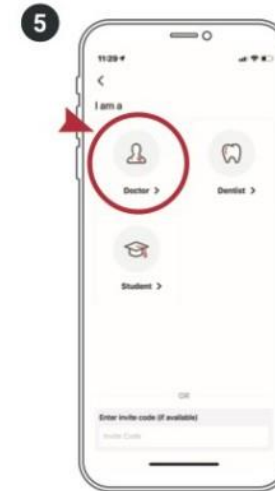
Enter your **mobile number** as registered with the PSMO secretariat.



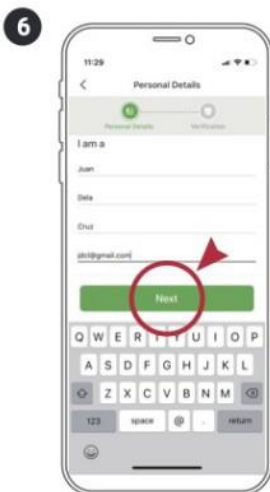
Tap **Request OTP** to verify the authenticity of your phone number. You will receive a one-time-pin (OTP). Enter the OTP.



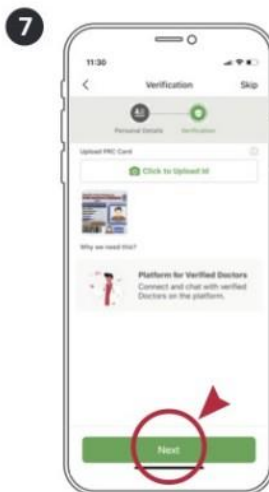
When OTP has been entered, tap **Verify**.



On the next screen, tap **Doctor** to indicate that you will use Docquity as a physician.



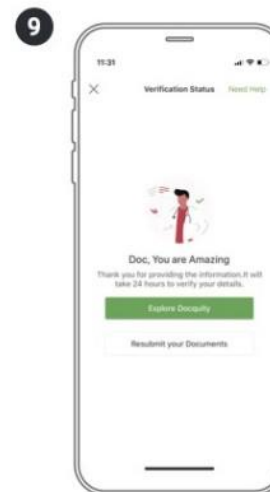
Enter your first name, middle name, and last name as it appears in your PRC card.



Upload your PRC Card for verification. Tap **Next** or tap **Skip**. (You have the option to shade details such as birthday and expiration date)



Indicate your **main specialty**. You can do this by scrolling through the choices until you find the one most suited to you, or by tapping **Search Specialty** and entering your specialty. Tap the specialty most suited to you.

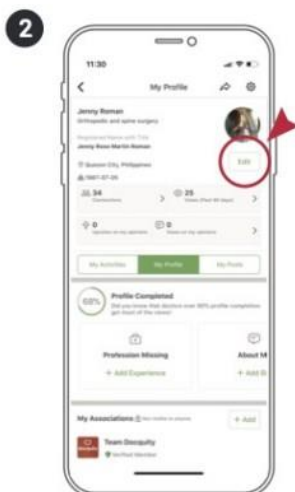


Congratulations! You've successfully signed up for Docquity. Make sure to upload your PRC ID to verify your account and for the processing of your Online CPD Course certificate. Verification of account will take 24 hours.

How to UPDATE your full name in the app



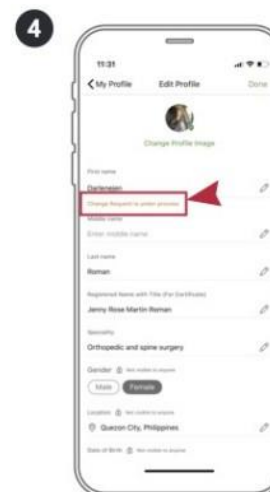
Go to the Docquity HOME page. Tap your profile photo on the upper left side.



In the PROFILE section, tap **Edit**.



Edit your First name, middle name, and last name according to your PRC Card details. Tap **Done** when finished.



A message **Change Request is under process** will appear in your profile. Please wait for 24 hours to process your request. Make sure your full name has been changed before the Midyear event.